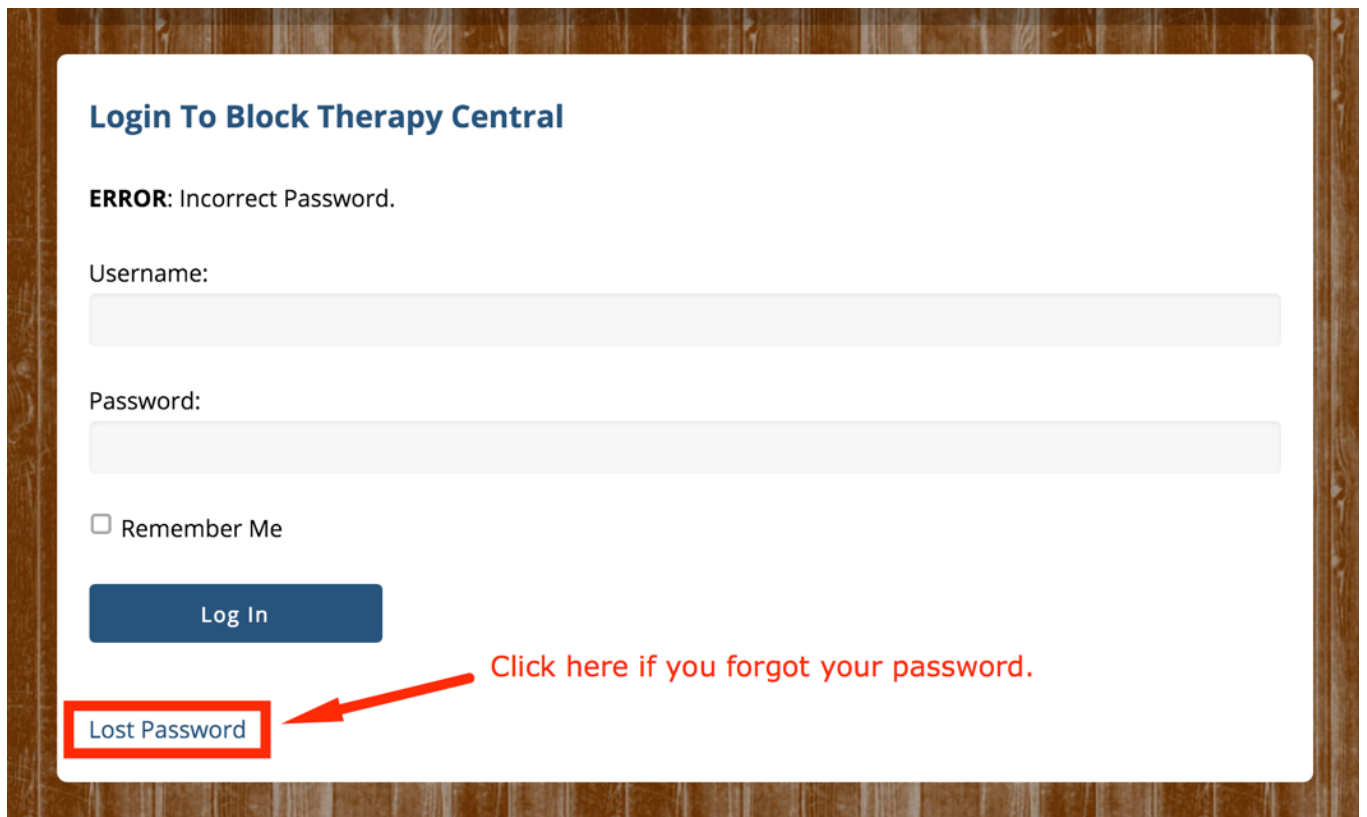


How to Change Your Password

There are 2 ways to change your password. The first way I will show you is if you forgot your password. If you would like to change your password for Block Therapy Central and are able to login, scroll down to page 4.

1. You should be at the login page <https://blocktherapy.com/login> where you are unable to login. Click on the **Lost Password** link at the bottom of your screen on the login page.



Login To Block Therapy Central

ERROR: Incorrect Password.

Username:

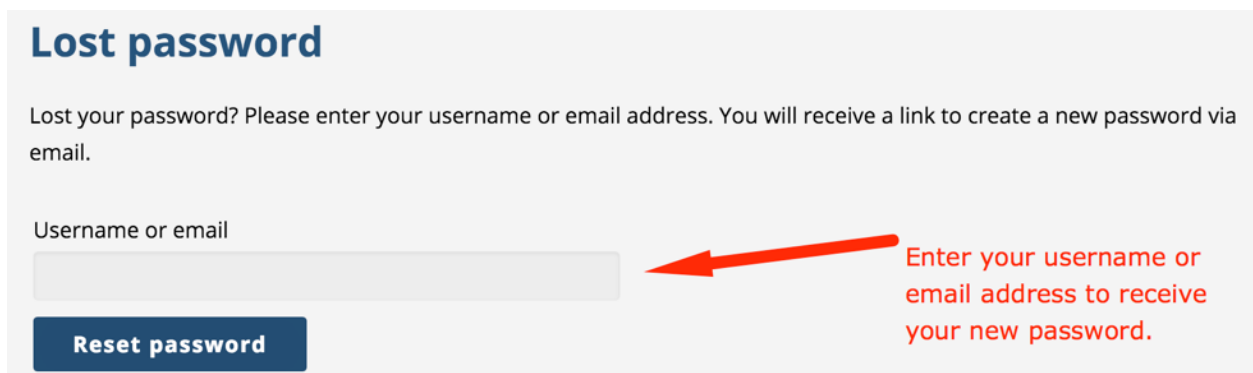
Password:

Remember Me

[Lost Password](#)

Click here if you forgot your password.

2. Enter your **username** or **email address** and then click the **Reset password** button.



Lost password

Lost your password? Please enter your username or email address. You will receive a link to create a new password via email.

Username or email

Enter your username or email address to receive your new password.

3. You will then receive this message that your password reset has successfully been sent to your email address.

Lost password

✔ Password reset email has been sent.

A password reset email has been sent to the email address on file for your account, but may take several minutes to show up in your inbox. Please wait at least 10 minutes before attempting another reset.

4. Go to your email address that you have been using for your login. Click on the link that states **“Click here to reset your password”**.

Password Reset Instructions

Someone requested that the password be reset for the following account:

Username: quinncastelane@gmail.com

If this was a mistake, just ignore this email and nothing will happen.

To reset your password, visit the following address:

[Click here to reset your password](#)

← Click here

Block Therapy

5. Type in your new password into both fields below. Your password must be 12 characters long. Then click save.

* Make sure you have an alternative place to store your password incase you forget.*

Lost password

Enter a new password below. **Type in your new password in both fields below.**

New password * **Re-enter new password ***

Save

6. You have successfully changed your password if this message is on your screen. Enter your username or email address and your **new password** below. Your dashboard will now display.

My Account

Your password has been reset successfully. **This message will pop up if you successfully changed your password.**

Login

Enter your username or email address and your new password below.

Username or email address *

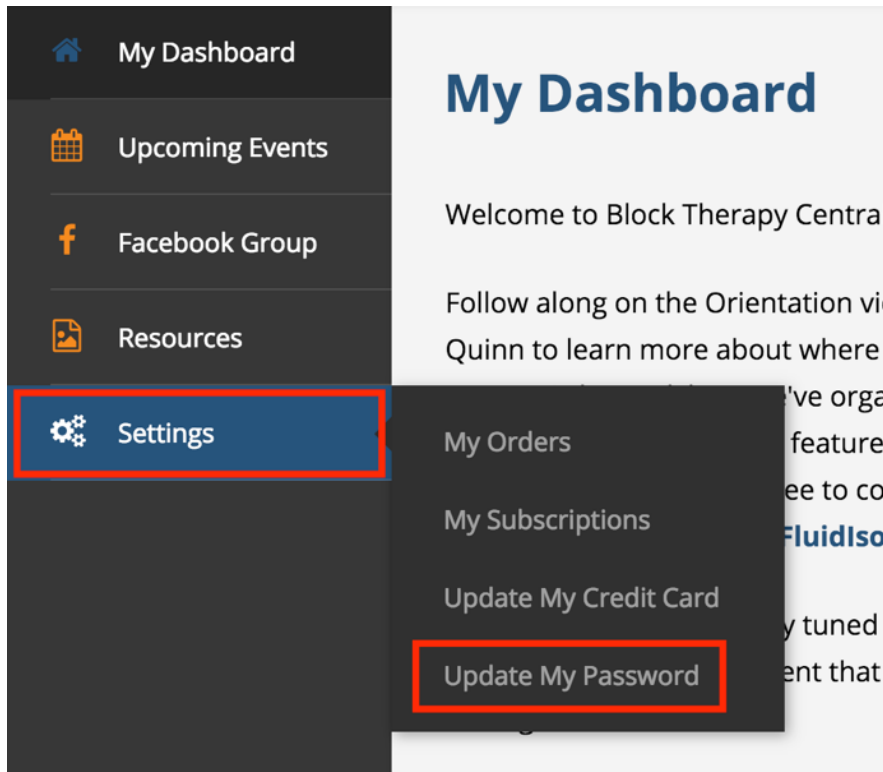
Password *

Log in Remember me

[Lost your password?](#)

If you are able to login, but want to change your password, follow these instructions below.

1. Login to <https://BlockTherapy.com/login>.
2. On the left hand side of your screen, hover your cursor over **settings**. A dropdown will appear. Click on **Update My Password** and it will bring you to a new page.



3. Scroll down and **enter in your current password** in the correct field. You will then be asked to **type in your new password twice**. Once you have done so, click on the **Save changes** button to successfully change your password.

First name *	Last name *
<input type="text" value="Quinn"/>	<input type="text" value="TestCast"/>
Display name *	
<input type="text" value="Quinn TestCast"/>	
<i>This will be how your name will be displayed in the account section and in reviews</i>	
Email address *	Enter your current password then your new password below. Click Save Changes.
<input type="text" value="quinncastelane@gmail.com"/>	
Password change	
Current password (leave blank to leave unchanged)	
<input type="text"/>	
New password (leave blank to leave unchanged)	
<input type="text"/>	
Confirm new password	
<input type="text"/>	
Save changes ←	